






Flowchart

# Human Resources

Fall 2019 Incoming Students

# Human Resources Prereqs

Complete before application deadline.

<b>ACC 200</b>  Principles of Accounting  FWSp 3.0	<b>IS 201</b>  Intro to Management Information Systems  FWSpSu 3.0	<b>FIN 201</b>  Principles of Finance  FWSp 3.0	<b>MKTG 201</b>  Marketing Management  FWSpSu 3.0
<b>MSB 180</b> Business Career Lecture Series  FW 1.0	<b>MSB 326</b>  Career Development & Student Mentoring  W 1.0		

# Suggested Precore Courses

May be taken before or after admittance.

<b>IS 110</b> Spreadsheet Skills & Business Analysis  FWSp 1.0	<b>STAT 121</b> Principles of Statistics  FWSpSu 3.0
---	---

# Human Resources Core

Complete after admittance.

Complete junior year, fall courses.

<b>HRM 326</b> Career Development & Student Mentoring  F 1.0	<b>HRM 401</b> Organizational Effectiveness  F 3.0	<b>M COM 320</b> Communication in Organizational Settings  FWSpSu 3.0
---	---	--

Complete junior year, winter envelope.

<b>HRM 402</b> Human Resources Management  W 3.0	<b>HRM 411</b> Organizational Development & Change  W 3.0	<b>HRM 412</b> Compensation, Benefits, & Performance Mgmt  W 3.0
---	--	---

Complete after junior year.

<b>Internship</b>	<input type="checkbox"/>
-------------------	--------------------------

Complete senior year, fall envelope.

<b>HRM 413</b>	<input type="checkbox"/>	<b>HRM 421</b>	<input type="checkbox"/>
Managerial Leadership Development		Human Resource Management Implementation	
F	3.0	F	3.0

# Additional Courses

May be taken before or after admittance.

<b>ECON 110</b>	<input type="checkbox"/>	<b>MATH 118</b>	<input type="checkbox"/>	<b>GSCM 305</b>	<input type="checkbox"/>	<b>GSCM 310</b>	<input type="checkbox"/>
Economic Principles & Problems		Finite Mathematics		Intro to Global Supply Chain Management		Global Supply Chain Management	
FWSpSu	3.0	FWSpSu	3.0	F <sup>1</sup> F <sup>2</sup> W <sup>1</sup> W <sup>2</sup> SpSu 1.5		F <sup>1</sup> F <sup>2</sup> W <sup>1</sup> W <sup>2</sup> SpSu 1.5	

Complete one lecture series.

<b>ENT 381</b>	<input type="checkbox"/>	<b>ENT 382</b>	<input type="checkbox"/>	<b>HRM 490R</b>	<input type="checkbox"/>	<b>MSB 380</b>	<input type="checkbox"/>
Entrepreneurship Lecture Series		Technology Entrepreneurship Lecture Series		Topics in HR Management		Executive Lecture Series	
FW	1.0	FW	1.0	W	3.0v	FWSp	1.0

<b>MSB 381R</b>	<input type="checkbox"/>
Social Innovation Lecture Series	
FW	1.0

---- Not required    ♦ Course repeats discounted .3 for admissions only

✘ Can replace HRM 326



← Complete one course. →		← Complete one math course. →	
<b>ACC 241</b> Business Law in the Environment	<input type="checkbox"/>	<b>ENT 302</b> Legal Issues in Entrepreneurship	<input type="checkbox"/>
FWSpSu	3.0	FWSp	3.0
<b>MATH 112</b> Calculus 1	<input type="checkbox"/>	<b>MATH 116</b> Essentials of Calculus	<input type="checkbox"/>
FWSpSu	4.0	F <sup>1</sup> F <sup>2</sup> W <sup>1</sup> W <sup>2</sup> SpSu	1.0

### Complete after admittance.

<b>MSB 390</b> Ethics for Management	<input type="checkbox"/>
FWSp	3.0
<b>STRAT 392</b> Strategy & Economics	<input type="checkbox"/>
FWSp	3.0

## Electives

### Complete after admittance.

Complete two approved BYU Marriott electives.

<b>Elective 1</b> See MyMap or academic advisor for elective options	<input type="checkbox"/>
	3.0
<b>Elective 2</b> See MyMap or academic advisor for elective options	<input type="checkbox"/>
	3.0

## Before Graduating

### Complete exit survey at [marriott.byu.edu/exitsurvey](http://marriott.byu.edu/exitsurvey)

<b>Exit Survey</b>	<input type="checkbox"/>
--------------------	--------------------------

#### Graduation Requirements

**GPA** Major: 2.25 Overall: 2.0    **Credit Hours** Major: 64.0 Total: 120.0